
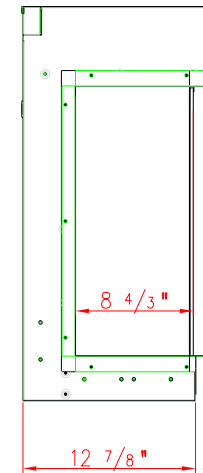
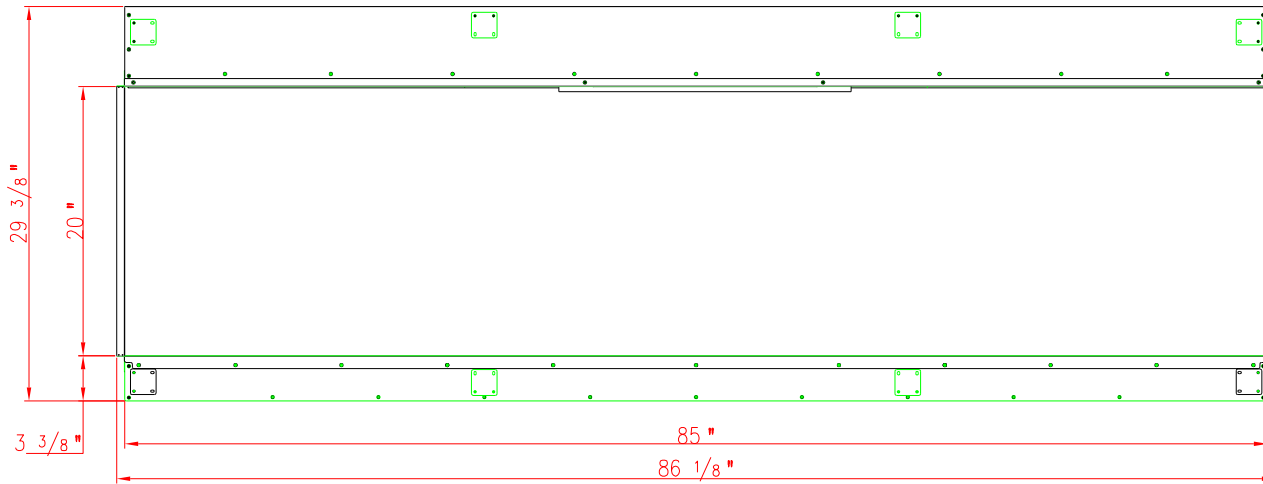


TECHNICAL SPECIFICATIONS

VOLTS	120V /240V	
AMPS	12.5A / 12.1A	
WATTS	1500W / 3000W	
HEATER	HIGH	1500W/3000W watts
	LOW	750W/1500W watts
NO HEATER	73.1 WATTS MAX	
LAMPS	QUANTITY	335PCS LED
	WATTS	0.5W&0.15W&0.06W
	TOTAL WATTS	59.6W
ROTOR MOTOR	3 at 8.7 watts	
HEIGHT.WIDTH.DEPTH	74.6 X 218.9 X 38.2 cm	
GLASS VIEWING OPENING	215.9 X 50.9 cm	
SHIPPING SIZE	88 X 232.6 x 48 cm	
SHIPPING WEIGHT	127.5 Kgs	
GLASS FRONT	UNIT	1
	GLASS FRONT	Included
PLUG LOCATION	Left Side	
CORD LENGTH	70.9 < L	
APPROX.HEATING AREA	400 SQ FT / 800 SQ FT	

SERIES TRV-BESPOKE	MODEL TRV-85 BESPOKE		REV 1
SCALE 1"=1'-0"	DATE:11/26/2022		SHEET 1 OF 1



TECHNICAL SPECIFICATIONS

VOLTS	120V /240V	
AMPS	12.5A / 12.1A	
WATTS	1500W / 3000W	
HEATER	HIGH	1500W/3000W watts
	LOW	750W/1500W watts
NO HEATER	73.1 WATTS MAX	
LAMPS	QUANTITY	335PCS LED
	WATTS	0.5W&0.15W&0.06W
	TOTAL WATTS	59.6W
ROTOR MOTOR	3 at 8.7 watts	
HEIGHT.WIDTH.DEPTH	29 3/8 " X 86 1/8 " X 15 "	
GLASS VIEWING OPENING	85 " X 20 "	
SHIPPING SIZE	34 5/8 " X 91 5/8 " X 18 7/8 "	
SHIPPING WEIGHT	280.5 LBS	
UNIT	1	
GLASS FRONT	Included	
PLUG LOCATION	Left Side	
CORD LENGTH	70.9 < L	
APPROX.HEATING AREA	400 SQ FT / 800 SQ FT	

SERIES TRV-BESPOKE	MODEL TRV-85 BESPOKE		REV 1
SCALE 1"=1'-0"	DATE:11/26/2022		SHEET 1 OF 1